

The Logarithmic Laplace Transform in Convex Geometry

Bo'az Klartag

Tel-Aviv University

Lecture at the Isaac Newton Institute,
Cambridge, June 2011

Joint works with Ronen Eldan and with Emanuel Milman.



Many open problems

We would like to explain some of the **tools** used in the study of the distribution of volume in high dimensional convex bodies.

- Despite recent progress, even the simplest questions remain unsolved:

Question

Suppose $K \subset \mathbb{R}^n$ is a convex body of volume one. Does there exist an $(n - 1)$ -dimensional hyperplane $H \subset \mathbb{R}^n$ such that

$$\text{Vol}_{n-1}(K \cap H) > c$$

where $c > 0$ is a universal constant?

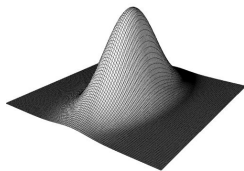
- Known: $\text{Vol}_{n-1}(K \cap H) > cn^{-1/4}$ (Bourgain '91, K. '06).
- Affirmative answer for: unconditional convex bodies, zonoids, their duals, random convex bodies, outer finite volume ratio, few vertices/facets, subspaces/quotients of L^p , Schatten class, . . .

Logarithmically-Concave densities

As was observed by K. Ball, the hyperplane conjecture is most naturally formulated in the class of **log-concave densities**.

- A probability density on \mathbb{R}^n is log-concave if it takes the form $\exp(-H)$ for a **convex** function $H : \mathbb{R}^n \rightarrow (-\infty, \infty]$.

Examples of log-concave densities:
The Gaussian density, the uniform density on a convex body.



- 1 Pointwise product of log-concave densities is (proportional to) a log-concave density.
- 2 Prékopa-Leindler: If X is a log-concave random vector, so is the random vector $T(X)$ for any linear map T .

Isotropic Constant

For a log-concave probability density $\rho : \mathbb{R}^n \rightarrow [0, \infty)$ set

$$L_\rho = \sup_{x \in \mathbb{R}^n} \rho^{\frac{1}{n}}(x) \det \text{Cov}(\rho)^{\frac{1}{2n}}$$

the **isotropic constant** of ρ . The isotropic constant is affinely invariant. What's its meaning?

- Normalization: Suppose X is a random vector in \mathbb{R}^n with density ρ . It is **isotropic** if

$$\mathbb{E}X = 0, \quad \text{Cov}(X) = Id$$

That is, all marginals have mean zero and var. one.

- For an isotropic, log-concave density ρ in \mathbb{R}^n ,

$$L_\rho \simeq \rho(0)^{1/n} \simeq \int_{\mathbb{R}^n} \rho^{1+\frac{1}{n}} \simeq \exp\left(\frac{1}{n} \int_{\mathbb{R}^n} \rho \log \rho\right) > c$$

An equivalent formulation of the slicing problem

The hyperplane conjecture is *directly* equivalent to the following:

Slicing problem, again:

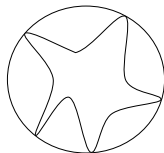
Is it true that for any n and an isotropic, log-concave $\rho : \mathbb{R}^n \rightarrow [0, \infty)$,

$$L_\rho < C$$

where $C > 0$ is a universal constant?

(this simple equivalence follows from Ball, Bourgain, Fradelizi, Hensley, Milman, Pajor and others, using Brunn-Minkowski).

- For a uniform density on $K \subset \mathbb{R}^n$, $L_K = \text{Vol}_n(K)^{-1/n}$. Can we have the same covariance as the Euclidean ball, in a substantially smaller convex set?



- 1 It is straightforward to show that $L_\rho > c$, for a universal constant $c > 0$.
- 2 To summarize, define

$$L_n = \sup_{\rho: \mathbb{R}^n \rightarrow [0, \infty)} L_\rho.$$

It is currently known that

$$L_n \leq Cn^{1/4}.$$

- 3 It is enough to consider the uniform measure on centrally-symmetric convex bodies (Ball '88, K. '05):

$$L_n \leq C \sup_{K \subset \mathbb{R}^n} L_K$$

where $K \subset \mathbb{R}^n$ is convex, with $K = -K$.

Our tool: Logarithmic Laplace Transform

- The **Laplace Transform** is used in almost all known bounds for L_n .

Suppose X is a log-concave random vector, $\mathbb{E}X = 0$.

The **logarithmic Laplace transform** is the convex function

$$\Lambda(\xi) = \Lambda_X(\xi) = \log \mathbb{E} \exp(X \cdot \xi) \quad (\xi \in \mathbb{R}^n).$$

It is non-negative with $\Lambda(0) = 0$.

The logarithmic Laplace transform helps relate:

- 1 Covariance matrix of X (and its “tilts”), and
- 2 The entropy of X (and volumes of $Z_\rho(X)$).



Differentiating the logarithmic Laplace transform

Recall that $\Lambda(\xi) = \log \mathbb{E} \exp(X \cdot \xi)$

- For $\xi \in \mathbb{R}^n$, denote by \tilde{X}_ξ the “tilted” log-concave random vector in \mathbb{R}^n whose density is proportional to

$$x \mapsto \rho(x) \exp(\xi \cdot x)$$

where ρ is the density of X .

Then,

- 1 $\nabla \Lambda(\xi) = \mathbb{E} \tilde{X}_\xi$.
- 2 The hessian $\nabla^2 \Lambda(\xi) = \text{Cov}(\tilde{X}_\xi)$.

Third derivatives? A bit complicated. With $b_\xi = \mathbb{E} \tilde{X}_\xi$,

$$\begin{aligned} & \partial^j \log \det \nabla^2 \Lambda(\xi) \\ &= \text{Tr} \left[\text{Cov}(X_\xi)^{-1} \mathbb{E}(\tilde{X}_\xi^i - b_\xi^i)(\tilde{X}_\xi - b_\xi) \otimes (\tilde{X}_\xi - b_\xi) \right]. \end{aligned}$$

To tilt, or not to tilt?

- We prefer the “centered tilt”,

$$X_\xi \stackrel{d}{=} \tilde{X}_\xi - b_\xi$$

where $b_\xi = \mathbb{E}\tilde{X}_\xi$. Note that $\mathbb{E}X_\xi = 0$, and X_ξ is log-concave.

Focusing on the Log. Laplace transform near $\xi \in \mathbb{R}^n$

Note that

$$\Lambda_{X_\xi}(z) = \Lambda_X(\xi + z) - [\Lambda_X(\xi) + z \cdot \nabla \Lambda_X(\xi)].$$

i.e., we subtract the tangent plane at ξ , and translate so that ξ is the new origin.

- A marvelous usage of tilts appears in Cramér’s theorem on moderate deviations from 1938.

Transportation of measure

Suppose X is uniform in a convex body K .

Recall that $\nabla\Lambda(\xi) = b_\xi \in K$ for all ξ , by convexity.

From the change of variables formula,

$$\text{Vol}_n(K) = \text{Vol}_n(\nabla\Lambda(\mathbb{R}^n)) = \int_{\mathbb{R}^n} \det \nabla^2\Lambda(\xi) d\xi \geq \int_{nK^\circ} \det \nabla^2\Lambda$$

- In particular, there exists $\xi \in nK^\circ$ with

$$\det \nabla^2\Lambda(\xi) = \det \text{Cov}(X_\xi) \leq \frac{\text{Vol}_n(K)}{\text{Vol}_n(nK^\circ)}.$$

Since $e^{-n} \leq \exp(\xi \cdot x) \leq e^n$ for $x \in K$, then for such $\xi \in nK^\circ$,

$$L_{X_\xi} \leq \frac{C}{\text{Vol}_n(K)^{1/n}} \left(\frac{\text{Vol}_n(K)}{\text{Vol}_n(nK^\circ)} \right)^{1/(2n)} \simeq \left(\frac{1}{\text{Vol}_n(K) \text{Vol}_n(nK^\circ)} \right)^{1/(2n)}.$$

Theorem (Bourgain-Milman '87)

$$\text{Vol}_n(K) \text{Vol}_n(nK^\circ) \geq c^n$$

where $c > 0$ is a universal constant.

- Therefore $L_{X_\xi} < \text{Const}$ for **most** $\xi \in nK^\circ$.

There is a correspondence between centered log-concave densities and convex bodies due to K. Ball:

- Suppose $f : \mathbb{R}^n \rightarrow [0, \infty)$ is log-concave. Denote

$$K(f) = \left\{ x \in \mathbb{R}^n; (n+1) \int_0^\infty f(rx) r^n dr \geq 1 \right\},$$

the convex body associated with f .

(Convexity of $K(f)$ is related to Busemann's inequality)

Isomorphic version of the slicing problem

Applying this construction to X_ξ with $L_{X_\xi} < C$:

- Obtain a convex body T , with $L_T \simeq L_{X_\xi} < \text{Const}$.
- Direct analysis: The convex body T is geometrically close to K , the support of X .

We deduce:

Theorem (K. '06)

For any convex body $K \subset \mathbb{R}^n$ and $0 < \varepsilon < 1$, there exists another convex body $T \subset \mathbb{R}^n$ with

- 1 $(1 - \varepsilon)K \subseteq T \subseteq (1 + \varepsilon)K$,
- 2 $L_T \leq C/\sqrt{\varepsilon}$, where $C > 0$ is a universal constant.

The Calculus of the Logarithmic Laplace Transform

There are a few other useful tricks with Log. Laplace.

Many properties of Log. Laplace are proven via 1D arguments

- 1 For a subspace E (perhaps of dimension one), use the fact that $\Lambda_X|_E = \Lambda_{\text{Proj}_E(X)}$, where $\text{Proj}_E(X)$ is again l.c.
- 2 Compute Λ_X via integration in polar coordinates, and use Laplace method for the integrals $\int_0^\infty t^{n-1} (l.c.) dt$.

Suppose X is log-concave, $\mathbb{E}X = 0$, $t > 0$. Denote

$$\{\Lambda \leq t\} = \{\xi \in \mathbb{R}^n; \Lambda(\xi) \leq t\}$$

and

$$\{\Lambda \leq t\}_{\text{symm}} = \{\Lambda \leq t\} \cap (-\{\Lambda \leq t\}).$$

Direct Properties: (proven via 1D considerations)

Using these methods, one shows:

Suppose X is uniform in K and $\mathbb{E}X = 0$. Then,

$$\{\Lambda \leq n\} \simeq nK^\circ.$$

- When $\{\Lambda \leq n\}$ is approx. a Euclidean ball, $L_X \leq C$.
- For a general log-concave X with $\mathbb{E}X = 0$,

$$L_X \simeq (\det \text{Cov}(X))^{1/(2n)} \cdot \text{Vol}_n(\{\Lambda \leq n\})^{1/n}.$$

A rather technical, but useful fact, which follows from $L_X \geq c$:

For any k -dim. subspace $E \subset \mathbb{R}^n$, there exists $\theta \in E$ with $|\theta| = 1$ and

$$\sqrt{\mathbb{E}(X \cdot \theta)^2} \gtrsim \text{Vol}_k(\{\Lambda \leq k\} \cap E)^{-1/k}.$$

Relation to L^p -centroid bodies of Paouris

Suppose X is log-concave, $\mathbb{E}X = 0$. For $p \geq 1$ consider the norm

$$h_{Z_p(X)}(\theta) = (\mathbb{E}|X \cdot \theta|^p)^{1/p} \quad (\theta \in \mathbb{R}^n).$$

- This is the supporting functional of a centrally-symmetric convex body, denoted by

$$Z_p(X)$$

(introduced by Lutwak, Zhang '97, theory developed mostly by Paouris).

From 1D considerations:

Theorem (essentially from Latała, Wojtaszczyk '08)

For any $p \geq 1$,

$$Z_p(X) \simeq p\{\Lambda_X \leq p\}_{\text{symm}}^\circ.$$

Borrowing from Paouris' theory of L^p -centroid bodies

- One advantage of $Z_p(X)$ over the dual $\{\Lambda_X \leq p\}$:

$$W_p(Z_p(X)) := \left(\int_{S^{n-1}} h_{Z_p}(\theta)^p \right)^{1/p} \simeq \sqrt{\frac{p}{n}} (\mathbb{E}|X|^p)^{1/p} \gtrsim \sqrt{p}$$

when $2 \leq p \leq n$ and $\mathbb{E}|X|^2 = n$.

This is very hard to prove directly for log. Laplace.

Paouris $q^*(X)$ parameter

This is the maximal $p \geq 1$ such that **random** p -dimensional sections of $\{\Lambda_X \leq p\}_{\text{symm}}$ are approximately Euclidean.

- It is important to have the same p , because we know something about the geometry of $\{\Lambda \leq n\}$ in \mathbb{R}^n .

The classical Dvoretzky theorem appears

V. Milman's 1971 proof of Dvoretzky's theorem has a **formula** for the dimension in which “**random sections are Euclidean**”.

Paouris theorem

Using this formula and its relations to $W_p(Z_p(X))$, he shows:

$$(\mathbb{E}|X|^p)^{1/p} \leq C \left(\mathbb{E}|X|^2 \right)^{1/2}$$

for all $1 \leq p \leq q^*(X)$ and an isotropic X , with $q^*(X) \gtrsim \sqrt{n}$.

- What else follows from Paouris approach? When $\mathbb{E}X = 0$, $1 \leq k \leq q^*(X)$, and $E \in G_{n,k}$ is a *random subspace*. Then usually,

$$\text{Vol}_k(\{\Lambda_X \leq k\} \cap E)^{1/k} \lesssim \det \text{Cov}(X)^{-1/(2n)}$$

(i.e., some upper bound on $\{\Lambda \leq k\}$, for $k \leq q^*(X)$).

Relating the tilt and the original measure

Recall the tilts X_ξ and the close relation between Λ_X and Λ_{X_ξ} :

Lemma

Suppose $\xi \in \frac{1}{2}\{\Lambda_X \leq p\}_{\text{symm}}$. Then,

$$\{\Lambda_X \leq p\}_{\text{symm}} \simeq \{\Lambda_{X_\xi} \leq p\}_{\text{symm}}.$$

- Any parameter which depends nicely on $\{\Lambda_X \leq p\}$ is the same for X and X_ξ . For instance, $\min\{p, q^*(X)\}$.

Combining the estimates we have so far, we obtain:

Lemma

For any $1 \leq p \leq q^*(X)$ and $\xi \in \frac{1}{2}\{\Lambda_X \leq p\}_{\text{symm}}$,

$$\exists \theta \in \mathcal{S}^{n-1}, \quad \sqrt{\mathbb{E}(X_\xi \cdot \theta)^2} \gtrsim \det \text{Cov}(X)^{1/(2n)}.$$

Lower bounds on covariance determinants

We need projections to lower dimensional subspaces, but $q^*(X)$ is unstable. Use another parameter, $q_{GH}^*(X)$, which is roughly the “worst possible” $q^*(Proj_E X)$ over all subspaces E .

- These parameters $q^*(X)$ and $q_{GH}^*(X)$ are at least \sqrt{n} , and much larger when we have “ ψ_α ” information.

Corollary

Suppose X is isotropic, set $p = q_{GH}^(X)$. Then for any $\xi \in \frac{1}{2}\{\Lambda_X \leq p\}_{\text{symm}}$,*

$$\det \text{Cov}(X_\xi) \geq c^n.$$

- This reminds us of the “transportation” argument we encountered before...

Advantages of Log. Laplace

The final ingredient in our recipe is a refined *transportation of measure* argument (we can also use what we had earlier).

- Suppose $F : \mathbb{R}^n \rightarrow \mathbb{R}$ is **any** non-negative convex function, $F(0) = 0$. Abbreviate

$$F_p = \{F \leq p\} = \{x \in \mathbb{R}^n; F(x) \leq p\}.$$

“The gradient image of a level set is approx. p times its dual”

$$\frac{1}{2} \nabla F \left(\frac{F_p}{2} \right) \subseteq p F_p^\circ \subseteq \nabla F (F_p).$$

Consequently, (with a bit of cheating)

$$\left(\int_{F_p} \det \nabla^2 F(x) dx \right)^{1/n} = \text{Vol}_n (\nabla F (F_p))^{1/n} \simeq \text{Vol}_n (p F_p^\circ)^{1/n}.$$

Transportation argument revisited

- Suppose F is an *even* convex function with $F(0) = 0$.
Use the previous formula + Santaló/Bourgain-Milman:

“integral of det.-hessian determines volume of level-set”

(minor cheating, needs to take $p/2$ for one bound, and p for the other direction)

$$\left(\int_{F_p} \det \nabla^2 F(x) \frac{dx}{\text{Vol}_n(F_p)} \right)^{1/n} \simeq \frac{p}{v.rad.(F_p)^2}.$$

where the volume-radius of a convex body $T \subset \mathbb{R}^n$ is

$$v.rad.(T) = (\text{Vol}_n(T) / \text{Vol}_n(B^n))^{1/n}.$$

- An example: $F(x) = |x|^2/2$. Then, $(\det \nabla^2 F(x))^{1/n} = 1$
and

$$v.rad.(F_p) \simeq \sqrt{p}.$$

Combining everything

To summarize:

- When X is isotropic and $p = q_{GH}^*(X)$, we have a lower bound for

$$\det \nabla^2 \Lambda(\xi)$$

for $\xi \in \frac{1}{2} \{\Lambda \leq p\}_{symm}$.

- This translates to an upper bound for

$$v.rad. (\{\Lambda \leq q_{GH}^*(X)\}_{symm}).$$

- By convexity, $\{\Lambda \leq n\} \subseteq \frac{n}{p} \{\Lambda \leq p\}$ for $p \leq n$.

Therefore,

Theorem (K., E. Milman '11)

Suppose X is an isotropic, log-concave random vector in \mathbb{R}^n . Then,

$$L_X \leq C \sqrt{\frac{n}{q_{GH}^*(X)}}.$$

But what is this strange parameter $q_{GH}^*(X)$?

- Suppose X is isotropic. Set

$$\Delta_X(p) = \sup_{\theta \in S^{n-1}} (\mathbb{E}|X \cdot \theta|^p)^{1/p}.$$

Then,

$$q_{GH}^*(X) \simeq \left(\prod_{k=1}^n \Delta_X^{-1}(c\sqrt{k}) \right)^{1/n}.$$

- When X is a ψ_α -random vector with constant b_α ,

$$\Delta_X(p) \leq b_\alpha p^{1/\alpha}$$

and from the theorem with E. Milman,

$$L_X \leq C \sqrt{b_\alpha^\alpha n^{1-\alpha/2}}.$$

Improves by logarithmic factors upon Dafnis-Paouris '10 and Bourgain '02.

Further open problems

It was conjectured by Anttila, Ball, Perissinaki '03 that:

Theorem (“Central Limit Theorem for Convex Bodies”, K. '07)

Most of the volume of a log-concave density in high dimensions, with the isotropic normalization, is concentrated near a sphere of radius \sqrt{n} .

Define

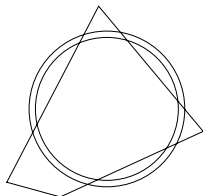
$$\sigma_n^2 = \sup_X \text{Var}(|X|) \sim \sup_X \mathbb{E} (|X| - \sqrt{n})^2,$$

where the supremum runs over all log-concave, isotropic random vectors X in \mathbb{R}^n .

- The theorem states that

$$\sigma_n \ll \sqrt{n},$$

which implies that most marginals are approx. gaussian.



How thin is the shell?

- Current best bound, due to Guédon-E. Milman '10:

$$\sigma_n \leq Cn^{1/3}$$

(improving a previous bound of $\sigma_n \leq Cn^{3/8}$ due to Fleury '10, which improved upon $\sigma_n \leq Cn^{0.401}$, K. '07, which improved upon $\sigma_n \leq \sqrt{n/\log n}$, K. '07).

Theorem (Eldan, K. '10)

There is a universal constant C such that

$$L_n \leq C\sigma_n.$$

- Related to a result announced by K. Ball in 2006, in which σ_n is replaced by the larger *spectral gap*.

A Riemannian metric

Are we tired already? If not, there are other amusing games one may play with Log. Laplace.

Definition

For $\xi \in \mathbb{R}^n$, consider the positive-definite quadratic form

$$g_\xi(u, v) = \text{Cov}(X_\xi)u \cdot v \quad (u, v \in \mathbb{R}^n)$$

- This Riemannian metric lets X_ξ “feel isotropic”.
- This metric does not depend on the Euclidean structure:

$$g_\xi(u, v) = \mathbb{E}u(X_\xi - b_\xi) \cdot v(X_\xi - b_\xi) \quad (u, v \in \mathbb{R}^{n*})$$

where $b_\xi = \mathbb{E}X_\xi$ and u, v are viewed as linear functionals.

- The absolute values of the sectional curvatures are bounded by a universal constant. They vanish when X_1, \dots, X_n are independent r.v.'s.

A Riemannian metric

One computes that for any $\xi \in \mathbb{R}^n$,

$$|\nabla_g \log \det \text{Cov}(X_\xi)|_g \leq C\sqrt{n}\sigma_n$$

(due to affine invariance, the computation simplifies considerably: We can always “pretend that X_ξ is isotropic”).

- Assume that X is isotropic. Then for $\xi \in \mathbb{R}^n$ with $d_g(0, \xi) \leq \sqrt{n}/\sigma_n$,

$$e^{-n} \leq \det \text{Cov}(X_\xi) \leq e^n.$$

Recall: we need a lower bound for an integral of $\det \text{Cov}(X_\xi)$.

- How big is the Riemannian ball of radius \sqrt{n}/σ_n around the origin?

Level sets of Log. Laplace, again

Lemma

$$d_g(0, \xi) \leq \sqrt{\Lambda_X(2\xi)}$$

Proved by inspecting the Riemannian length of the (Euclidean) segment $[0, \xi]$: By convexity,

$$d_g(0, \xi) \leq \int_0^1 \sqrt{\frac{\partial^2}{\partial \xi^2} \Lambda_X(r\xi)} dr \leq \sqrt{\Lambda_X(2\xi)}$$

- Therefore,

$$\left(\frac{1}{L_K}\right)^n \geq c^n \text{Vol}_n \left(\left\{ \Lambda \leq n/\sigma_n^2 \right\} \right).$$

Analysis of $\{\Lambda \leq p\}$ as described earlier completes the proof.

Thank you!

